
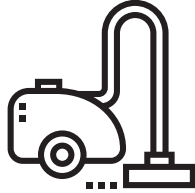


INSTALLATION MANUAL

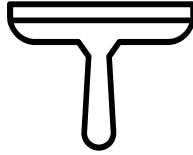
Tools needed for installation



Cutter Knife



Vacuum cleaner



Window wiper

1



Make sure the floor is clean. Use a brush or a vacuum cleaner.

2



Roll out the track, and make sure its 100% flat, if necessary use weights on the track. Lay it for 24 hours.

3



Roll up the track for the half, and roll out the double sided tape, use a window wiper.

4



Peel off the cover layer of the double sided tape.

5

Roll out the track over the sticky tape. Make sure you keep the turf flat with rolling out.

6

Do the same with the other half.

7

Vacuum clean the track for finishing touch. Track is ready for use.

GOOD LUCK!